


1. I have been told about the study and I know why it is being done and what to do. I know that I do not have to do it if I do not want to. If I have questions I can ask my teacher. I know that I can stop at any time.		
	Response Percent	Response Count
I understand and will begin the survey. 	100.0%	19
I would rather not do it.	0.0%	0
answered question		19
skipped question		0


## 2. Where do you go to school?

	Response Percent	Response Count
IS 5	0.0%	0
IS 10	0.0%	0
IS 61	0.0%	0
IS 72	0.0%	0
IS 73	0.0%	0
IS 77	0.0%	0
IS 89	0.0%	0
IS 91	0.0%	0
IS 93	0.0%	0
IS 125	0.0%	0
IS 126	0.0%	0
IS 141	0.0%	0
IS 144	0.0%	0
IS 145	0.0%	0
IS 157	0.0%	0
IS 185	0.0%	0
IS 189	0.0%	0
IS 204	0.0%	0
IS 217	0.0%	0
IS 230	0.0%	0
IS 237	0.0%	0
PS 12	0.0%	0
PS 14	0.0%	0
PS 19	0.0%	0
PS 30	0.0%	0






PS 54	0.0%	0
PS 76	0.0%	0
PS 92	0.0%	0
PS 111	0.0%	0
PS 127	0.0%	0
PS 151	0.0%	0
PS 153	0.0%	0
Al-Iman School	0.0%	0
Al-Manoor School	0.0%	0
Bais Yaakov Academy	0.0%	0
Bnos Malka Academy	0.0%	0
El-Ber Islamic School	0.0%	0
Flushing High School	0.0%	0
Forest Hills HS	0.0%	0
Grover Cleveland HS	0.0%	0
Jamaica HS	0.0%	0
John Bowne High School	0.0%	0
Hevach High School	0.0%	0
Long Island City High School	0.0%	0
Machon Academy	0.0%	0
Martin Luther HS	0.0%	0
The Muslim Center Elementary School	0.0%	0
Newcomers High School	0.0%	0
Newtown HS	0.0%	0
Our Lady of Mercy	0.0%	0
Our Lady of Sorrows	0.0%	0
Queens Academy HS	0.0%	0

Queens Lutheran School	0.0%	0
Queens Vocational HS	0.0%	0
Razi School	0.0%	0
Redeemer Lutheran	0.0%	0
Resurrection Ascension School	0.0%	0
St. Adalbert	0.0%	0
St. Francis of Assisi School	0.0%	0
St. John Lutheran School	0.0%	0
St. Kevin School	0.0%	0
St. Mel School	0.0%	0
<b>St. Nicholas of Tolentine</b>	<b>100.0%</b>	<b>19</b>
St. Raphael School	0.0%	0
Sacred Heart School	0.0%	0
Shaarei Zion Ohel Bracha	0.0%	0
Tiferes Torah Institute	0.0%	0
William Cullen Bryant High School	0.0%	0
Yesheiva Tifereth Moshe	0.0%	0
Yeshivat Our Haim	0.0%	0
Other	0.0%	0
other school (please specify)		0
<b>answered question</b>		<b>19</b>
<b>skipped question</b>		<b>0</b>

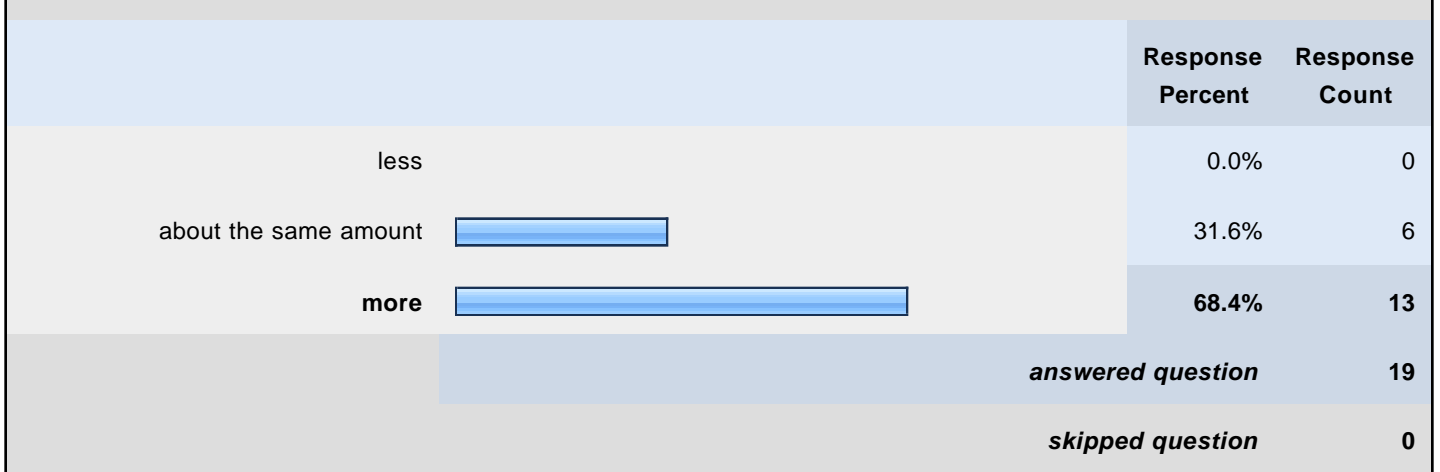
### 3. What grade are you in?

		Response Percent	Response Count
3		100.0%	19
4		0.0%	0
5		0.0%	0
<b>answered question</b>			<b>19</b>
<b>skipped question</b>			<b>0</b>

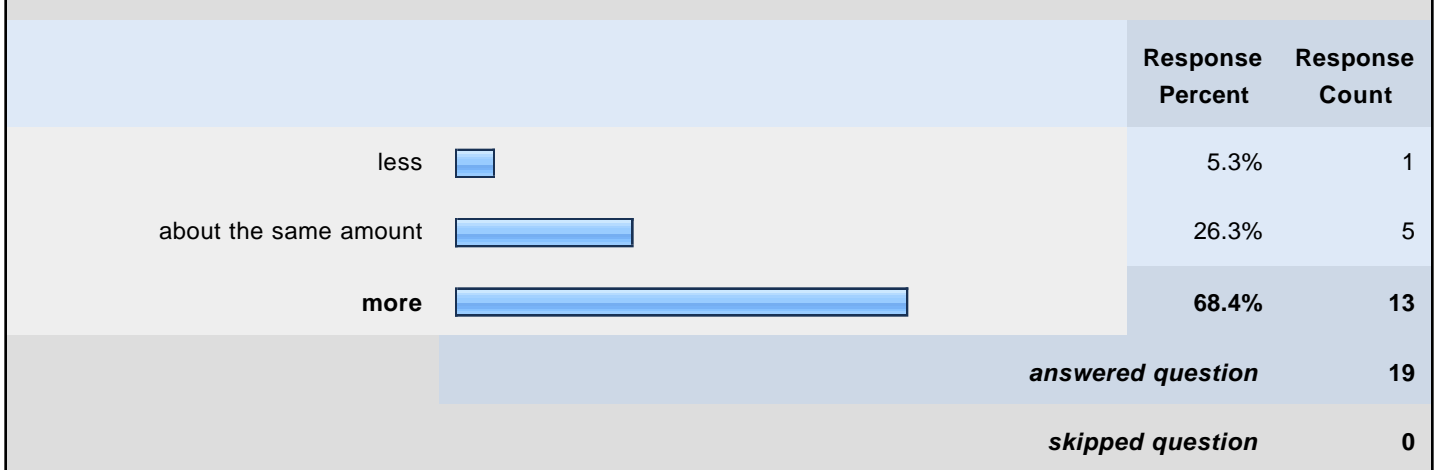
### 4. How often do you use your computer at home for homework?

		Response Percent	Response Count
I don't have a computer at home		0.0%	0
I don't use my home computer for homework		36.8%	7
A few times a year		31.6%	6
About once a month		5.3%	1
About once a week		10.5%	2
Almost every night		15.8%	3
<b>answered question</b>			<b>19</b>
<b>skipped question</b>			<b>0</b>





### 5. Compared to last year, this year my teachers are using computers...





### 6. Compared to last year, this year students in my grade are using computers...



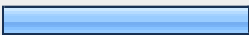

### 7. During this school year, how much time per week did you spend using computers in your class(es)?

	Response Percent	Response Count
Not at all	0.0%	0
Once a week 	52.6%	10
2 times a week 	21.1%	4
3 or 4 times a week 	15.8%	3
Every day 	10.5%	2
<i>answered question</i>		19
<i>skipped question</i>		0



### 8. During this school year, I typed up reports and assignments.

	Response Percent	Response Count
Yes 	94.7%	18
No 	5.3%	1
<i>answered question</i>		19
<i>skipped question</i>		0


### 9. During this school year, I made spreadsheets and graphs.

	Response Percent	Response Count
Yes 	36.8%	7
No 	63.2%	12
<i>answered question</i>		19
<i>skipped question</i>		0



**10. During this school year, I used blogs to communicate with other students and teachers**

	Response Percent	Response Count
Yes 	68.4%	13
No 	31.6%	6
<i>answered question</i>		19
<i>skipped question</i>		0

**11. During this school year, I did research on the Internet for a report or assignment.**


	Response Percent	Response Count
Yes 	100.0%	19
No	0.0%	0
<i>answered question</i>		19
<i>skipped question</i>		0

**12. During this school year, I made a PowerPoint presentation.**



	Response Percent	Response Count
Yes 	21.1%	4
No 	78.9%	15
<i>answered question</i>		19
<i>skipped question</i>		0





### 13. During this school year, I used the computer to make a graphic novel.

		Response Percent	Response Count
Yes		100.0%	19
No		0.0%	0
<i>answered question</i>			19
<i>skipped question</i>			0



### 14. During this school year, I took a test on the computer.

		Response Percent	Response Count
Yes		26.3%	5
No		73.7%	14
<i>answered question</i>			19
<i>skipped question</i>			0



### 15. During this school year, I used a computer program to improve my study skills or learning skills.

		Response Percent	Response Count
Yes		68.4%	13
No		31.6%	6
<i>answered question</i>			19
<i>skipped question</i>			0



### 16. During this school year, I made or listened to a podcast.

		Response Percent	Response Count
Yes		94.7%	18
No		5.3%	1
<i>answered question</i>			19
<i>skipped question</i>			0



### 17. During this school year, I made or edited a webpage or worked in a web environment, like a wikispace.

		Response Percent	Response Count
Yes		21.1%	4
No		78.9%	15
<i>answered question</i>			19
<i>skipped question</i>			0



### 18. This school year, I collected data using equipment that go with the computer, like probes or PDAs.

		Response Percent	Response Count
Yes		10.5%	2
No		89.5%	17
<i>answered question</i>			19
<i>skipped question</i>			0

### 19. This school year, I made or edited a video or movie.

		Response Percent	Response Count
Yes		94.7%	18
No		5.3%	1
<i>answered question</i>			19
<i>skipped question</i>			0

### 20. During the past school year, I created or contributed to a web-based map or timeline.

		Response Percent	Response Count
Yes		47.4%	9
No		52.6%	10
<i>answered question</i>			19
<i>skipped question</i>			0

## 21. In which subjects do you use technology. (Check all that apply)

	Response Percent	Response Count
Math <input type="checkbox"/>	15.8%	3
Sciences <input type="checkbox"/>	26.3%	5
English Language Arts <input type="checkbox"/>	10.5%	2
<b>Social Studies</b> <input type="checkbox"/>	<b>73.7%</b>	<b>14</b>
Art <input type="checkbox"/>	10.5%	2
Music <input type="checkbox"/>	10.5%	2
Physical Education/Gym <input type="checkbox"/>	5.3%	1
ESL or ELL <input type="checkbox"/>	5.3%	1
Computer Class <input type="checkbox"/>	68.4%	13
Multi-Media <input type="checkbox"/>	10.5%	2
None of the Above	0.0%	0
Other (please specify)		0
<b>answered question</b>		<b>19</b>
<b>skipped question</b>		<b>0</b>

## 22. Do you know how to use the following equipment, applications or web sites?

	Yes	No	Response Count
Digital camera or video	94.7% (18)	5.3% (1)	19
Audacity or GarageBand	5.3% (1)	94.7% (18)	19
iMovie or Movie Maker	100.0% (19)	0.0% (0)	19
Wikispaces	5.3% (1)	94.7% (18)	19
Teacher/Classroom Blogs	94.7% (18)	5.3% (1)	19
Google Maps	100.0% (19)	0.0% (0)	19
Comic Life	94.7% (18)	5.3% (1)	19
NYLearns	0.0% (0)	100.0% (19)	19
	<b>answered question</b>		<b>19</b>
	<b>skipped question</b>		<b>0</b>

## 23. How much do you agree with these statements?

	I agree	I'm not sure	I disagree	Rating Average	Response Count
I am able to learn more when I use computers in my school.	<b>73.7% (14)</b>	21.1% (4)	5.3% (1)	1.32	19
I work harder on my assignments when I am using a computer.	31.6% (6)	<b>42.1% (8)</b>	26.3% (5)	1.95	19
I would be a better student if I got to use technology more in school.	<b>50.0% (9)</b>	38.9% (7)	11.1% (2)	1.61	18
Teachers in this school know a lot about how to use computers to help students learn more.	<b>84.2% (16)</b>	5.3% (1)	10.5% (2)	1.26	19
There are enough computers in my school for students to use for their schoolwork.	<b>73.7% (14)</b>	21.1% (4)	5.3% (1)	1.32	19
I am using computers in my class (es) in ways that other students in this school are not.	22.2% (4)	<b>72.2% (13)</b>	5.6% (1)	1.83	18
I have shown other students how to do things with computers.	<b>42.1% (8)</b>	15.8% (3)	<b>42.1% (8)</b>	2.00	19
I have shown a teacher how to do things with computers.	5.6% (1)	16.7% (3)	<b>77.8% (14)</b>	2.72	18
I use computers more in my class (es) than other students in this school	10.5% (2)	<b>68.4% (13)</b>	21.1% (4)	2.11	19
<b>answered question</b>					<b>19</b>
<b>skipped question</b>					<b>0</b>